




Forces and Magnets



Term 6 Week 1

This week we are revising a topic that you did at the start of Year 3.



First try the quiz then complete a variety of other activities.



Quiz

(18 Questions)

- You will need paper to write your answers on.
- It is multiple choice.



On each slide there is a question and some possible answers. Each answer has a letter. Choose the letter that is above the right answer and write it on a piece of paper.



Some are quite easy, others are a bit harder. If you're not sure, give it your best guess.

1. A force can make something ...

A
Start
moving

B
Stop
moving



E
Speed up
or slow
down

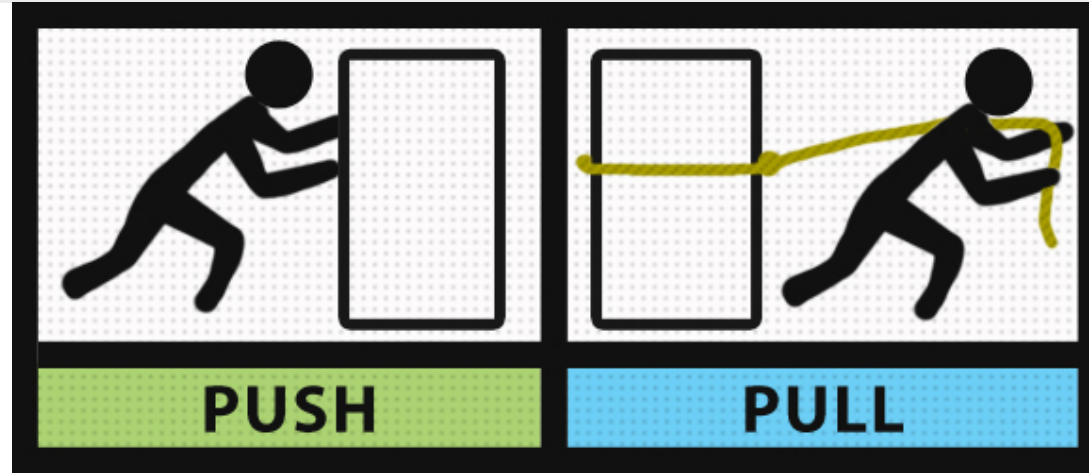
All the answers are true except for one.

Pick the one answer that is false.

C
Light up

D
Change
direction

2. Most Forces can be described as either pushes or pulls.
A good thing to remember is that you



A
Pull towards
you and
push away

B
Can only pull
something that
has a rope on it

C
Can hurt
people if you
push

3. Which picture shows a push?

A



B



C



4. Which picture shows a pull?

A



B



C



5. When you twist or turn something you are



A

Pushing on
one side and
pulling on
the other

B

Working
different
muscles to usual

C

Trying to spin
it off

6. It takes force to make a toy car move. Which of these cars would need the most force to start moving?



A

The car on
the floor tiles

B

The car on the
stones



C


They both need the
same amount of force

7. Magnetism is ...



A

A force that can only work when it is touching something



B

A force that can work at a distance (without touching)

C

Not a force

8. Some children want to find the strongest magnet by seeing how many paperclips it can hold. They can make it a fair test by ...



A

Making sure everyone in the group has a turn

B

Writing down their results carefully

C

Using the same size paperclips for each magnet

9. Which of these items would be attracted to a magnet?

A



B



C



D



E



10. Which one of these items would not be attracted to a magnet?

A




B



C



D



E



11. Magnetic force can ...



A
Only work
through air

B
Work
through air
and water

C
Work through
solid things as
well as air and
water

12. Materials that are attracted to magnets are called



A
Attractive
materials

B
Magnetic
materials

C
Non-magnetic
materials

13. Which statement is true?



A
All metals are
magnetic

B
Not all metals
are magnetic

C
All metals and
some other
materials are
magnetic

14. Which statement is true?



A

All copper
coloured coins
are magnetic

B

All silver
coloured coins
are magnetic

C

Some copper and silver
coloured coins are
magnetic but others
are not

15. Magnetic items usually contain ...



A

Iron or steel
(which is made
from iron)

B

Gold or silver

C

Copper or tin

16. Magnets have two sides or ends which are known as ...




A
Flags


B
Canes

C
Poles

17. Opposite poles ...



A
Attract




B
Repel

C
Neither attract
nor repel

18. Poles that are the same...



A
Attract



B
Repel

C
Neither attract
nor repel

Quiz Answers



1. A force can make something ...

A
Start
moving

B
Stop
moving



E
Speed up
or slow
down

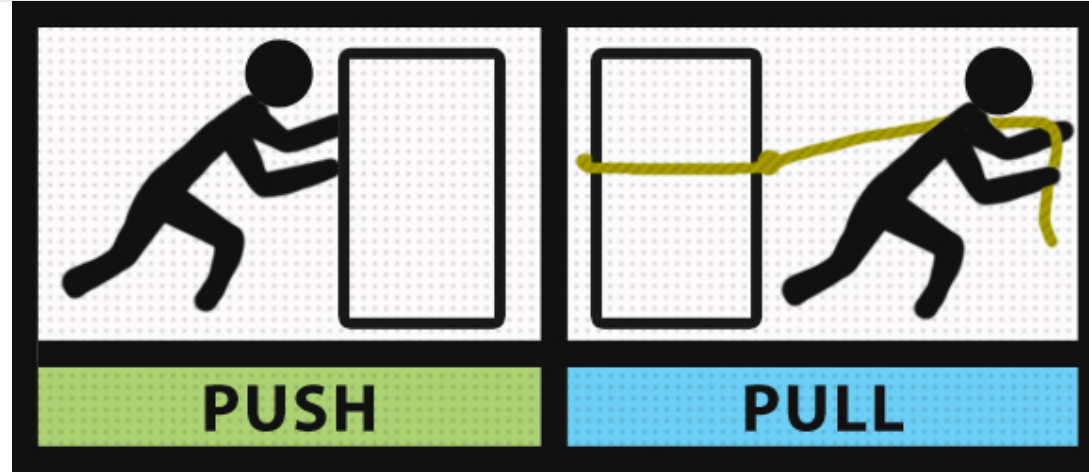

All the answers are true except for one.

Pick the one answer that is false.

C
Light up

D
Change
direction

2. Most Forces can be described as either pushes or pulls.
A good thing to remember is that you



A

Pull towards
you and
push away

B

Can only pull
something that
has a rope on it

C

Can hurt
people if you
push

3. Which picture shows a push?

A



B



C



4. Which picture shows a pull?


A




B



C



5. When you twist or turn something you are



A

Pushing on
one side and
pulling on
the other



B

Working
different
muscles to usual

C


Trying to spin
it off

6. It takes force to make a toy car move. Which of these cars would need the most force to start moving?



A

The car on
the floor tiles



B

The car on the
stones



C


They both need the
same amount of force

7. Magnetism is ...




A

A force that can only work when it is touching something



B


A force that can work at a distance (without touching)



C

Not a force

8. Some children want to find the strongest magnet by seeing how many paperclips it can hold. They can make it a fair test by ...




A

Making sure everyone in the group has a turn

B


Writing down their results carefully



C

Using the same size paperclips for each magnet

9. Which of these items would be attracted to a magnet?



A



B



C




D



E



10. Which one of these items would not be attracted to a magnet?



A




B



C



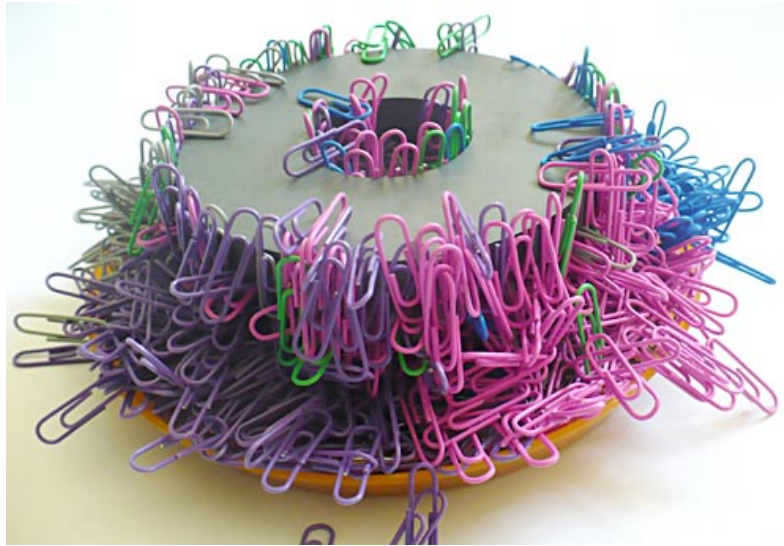
D



E




11. Magnetic force can ...



A
Only work
through air

B
Work
through air
and water

C
Work through
solid things as
well as air and
water



12. Materials that are attracted to magnets are called




A
Attractive
materials

B
Magnetic
materials

C
Non-magnetic
materials

13. Which statement is true?



A
All metals are
magnetic

B
Not all metals
are magnetic

C
All metals and
some other
materials are
magnetic

14. Which statement is true?



A


All copper
coloured coins
are magnetic

B

All silver
coloured coins
are magnetic

C

Some copper and silver
coloured coins are
magnetic but others
are not



15. Magnetic items usually contain ...



A

Iron or steel
(which is made
from iron)

B

Gold or silver

C


Copper or tin

16. Magnets have two sides or ends which are known as ...






A
Flags

B
Canes



C
Poles

17. Opposite poles ...

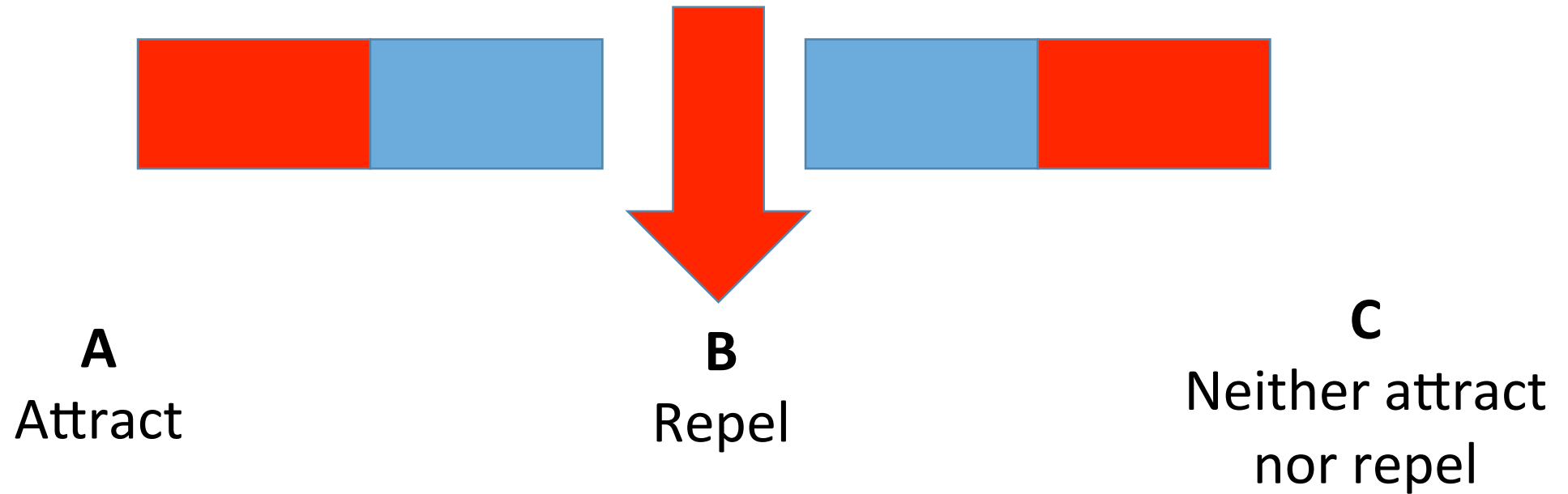


A
Attract

B
Repel

C
Neither attract
nor repel

18. Poles that are the same...



How did you get on?....

If you need a bit of revision look at these clips from BBC bitesize:


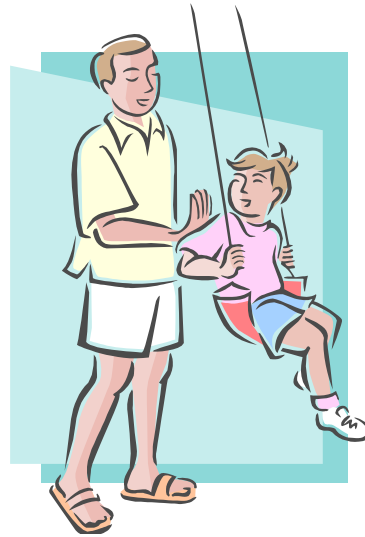
Forces :

www.bbc.co.uk/bitesize/clips/zch4wxs

Magnets:

www.bbc.co.uk/bitesize/clips/zk9rkqt


Can you recognise which of these pictures show pulls, pushes or twists?



Answers



twist



push




pull



push



pull



pull



twist

Final task (you will need paper to draw and write on)

Can you find some objects at home that you can push, pull or twist?

Draw and label some of them.

Extra activity

If you have a magnet at home (maybe a fridge magnet) can you investigate which things in your house are magnetic?....

Can you explain why they are magnetic?...